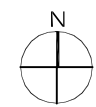
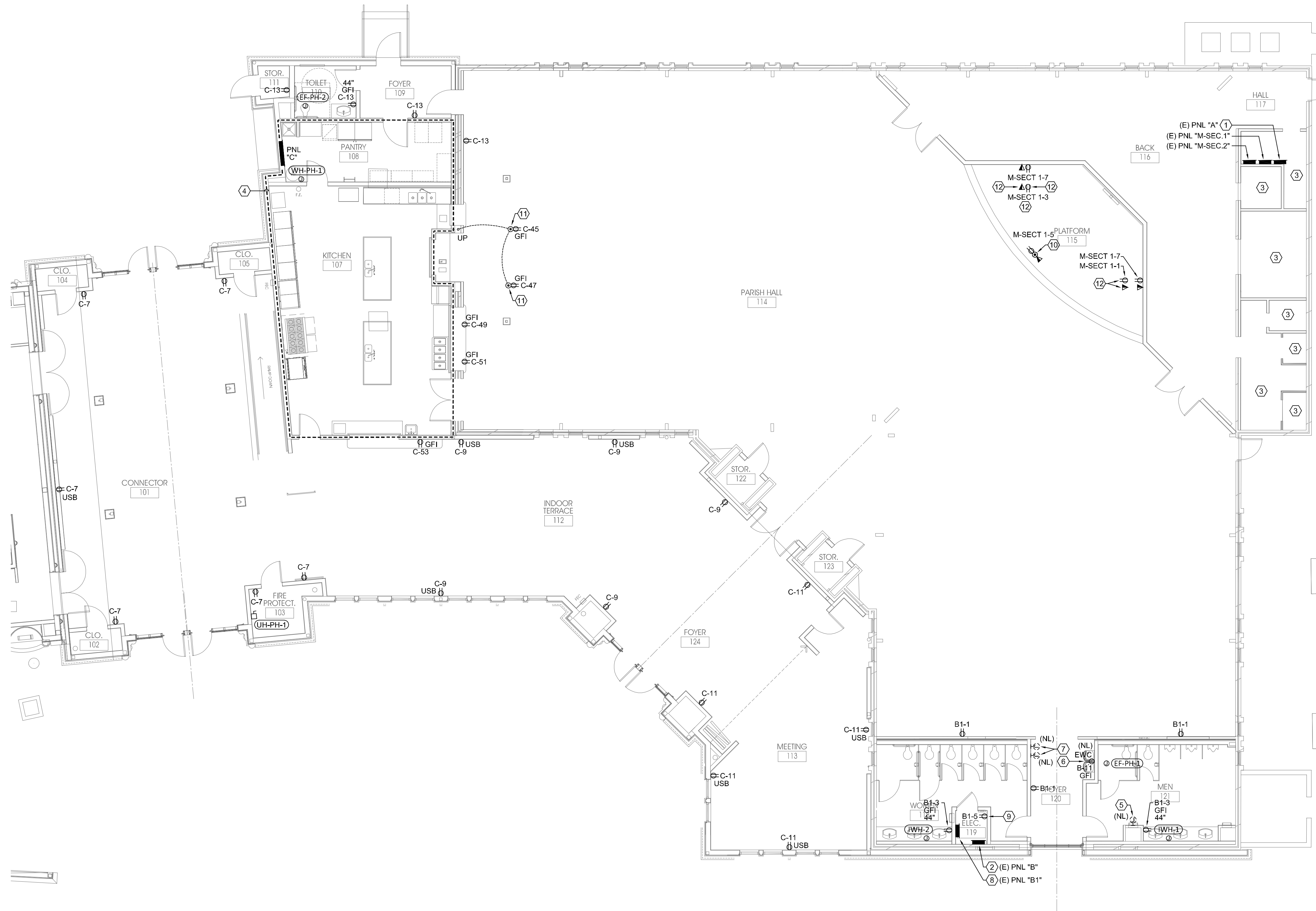



C:\Work\Projects\23-47 St. Jude CC - Parish Hall Addn\Elec\2347-E31.dwg 01/15/24 13:39:39 Rene's ASUS



PARTIAL FLOOR - POWER & DATA PLAN

Scale: 1/8" = 1'-0"

8' 0 8' 16'
1/8"=1'-0"



MEP Consultant
Rene A. Culross
Rene A. Culross, P.E., PLLC
1820 Hunting Green Drive
Fort Worth, TX 76134
817-798-6642
raculross@gmail.com
F-12230

GENERAL NOTES

- RE: E0.1 FOR ELECTRICAL SYMBOLS, ADDITIONAL GENERAL NOTES, AND ABBREVIATIONS.
- RE: E0.2 FOR ELECTRICAL SPECIFICATIONS.
- RE: E0.3 FOR LIGHTING CONTROL DETAILS.
- RE: E5.1 FOR BRANCH WIRING SCHEDULE FOR WIRE SIZES.
- RE: E6.1 OR PANELBOARD SCHEDULES.
- RE: E7.1 FOR LIGHT FIXTURE SCHEDULE.
- RE: E7.1 FOR MECHANICAL / ELECTRICAL SCHEDULE.
- LIGHTING CONTROLS TO INCLUDE "DAYLIGHTING ZONE" REQUIREMENTS.
- PROVIDE ADDITIONAL CONDUCTOR WITHIN CIRCUITS WHERE REQUIRED FOR FOR UNSWITCHED POWER TO EXIT SIGNS AND EMERGENCY BALLAST / DRIVER SYSTEMS.
- DESIGNATION REPRESENTS:
(X) EXISTING ELECTRICAL DEVICE TO REMAIN AS IS.
(R) EXISTING ELECTRICAL DEVICE TO BE REMOVED IN ITS ENTIRETY.
(RR) REMOVE AND RELOCATED EXISTING ELECTRICAL DEVICE.
(NL) NEW LOCATION FOR EXISTING RELOCATED ELECTRICAL DEVICE.
CCT EXISTING LIGHTING BRANCH CIRCUITING TO BE RE-USED FOR NEW LIGHT FIXTURES.

NOTES BY SYMBOL "A"

- EXISTING PANEL IS NOT LABELED. FOR DRAWING PURPOSES THIS EXISTING PANEL WILL BE IDENTIFIED AS "A".
- EXISTING PANEL IS NOT LABELED. FOR DRAWING PURPOSES THIS EXISTING PANEL WILL BE IDENTIFIED AS "B".
- NO ELECTRICAL WORK REQUIRED IN THIS ROOM. MAINTAIN LIGHTING AND POWER BRANCHING CIRCUITING CONTINUITY. EXISTING SWITCH TO REMAIN AS IS AND MAINTAIN SWITCHING CONFIGURATION. UNLESS NOTED OTHERWISE.
- RE: 1/E4.01 ENLARGED KITCHEN - ELECTRICAL PLAN FOR ADDITIONAL INFORMATION.
- EXTEND EXISTING POWER BRANCH CIRCUITING (B-25) TO THE EXISTING RELOCATED HAND DRYER. MAINTAIN CIRCUITING CONTINUITY.
- EXTEND EXISTING POWER BRANCH CIRCUITING (B-11) TO THE EXISTING RELOCATED HAND DRYER. MAINTAIN CIRCUITING CONTINUITY.
- NEW LOCATION OF EXISTING RELOCATED FIRE ALARM DEVICE(S). EXTEND EXISTING FIRE ALARM CONDUITS AND ASSOCIATED CABLING TO RE-CONNECT TO EXISTING FIRE ALARM PANEL(S). EXISTING MAINTAIN FIRE ALARM CONTINUITY. EXTEND EXISTING POWER BRANCH CIRCUITING (FIELD TRACE CCT B-11) AND RE-CONNECT TO MAINTAIN POWER CONTINUITY.
- NEW PANEL "B1". FIELD VERIFY WALL SPACE TO MOUNT NEW PANEL. RE: 1/E5.1 ELECTRICAL RISER DIAGRAM FOR ADDITIONAL INFORMATION.
- PROVIDE A RECEPTACLE FOR DIVISION 23 TIME CLOCK TO CONTROL EXHAUST FAN "EF-HP-1". COORDINATE WITH DIVISION 23 FOR LOCATION PRIOR TO INSTALLATION.
- PROVIDE A WIREMOLD # RC7ATCAL MULTI-SERVICE POKE-THRU ASSEMBLY OR EQUIVALENT. PROVIDE (2) TWO 3/4" CONDUITS FOR POWER AND DATA CABLES. COORDINATE EXACT LOCATION OF POKE-THRU WITH THE ARCHITECT PRIOR TO INSTALLATION.
- PROVIDE A WIREMOLD # 881 RACHET-PRO SERIES ROUND NONMETALLIC FLOOR OUTLET OR EQUIVALENT. PROVIDE (1) ONE 3/4" CONDUIT FOR POWER CONDUCTORS. COORDINATE EXACT LOCATION OF FLOOR OUTLET WITH THE ARCHITECT PRIOR TO INSTALLATION.
- COORDINATE MOUNTING HEIGHT OF THE MONITOR RECEPTACLE AND DATA OUTLET WITH THE OWNER PRIOR TO INSTALLATION.



APPROVED

Reviewed for Code Compliance
ProjectName: C2-24-02038 &
CR-24-00667
Date: 4/25/2024
Approved plans in no way
excludes items that may be found
in the field and shall not be
construed to be a permit or
approval of any violation of any
code provision.

ARCHITECTURE

SCOTT MARTSOLF - ARCHITECT

815 Daggett Avenue
Fort Worth, Texas 76104
Phone: (817) 820-0005

ST. JUDE CATHOLIC CHURCH

PARISH HALL REMODEL & CONNECTOR

500 E DALLAS ST.
MANSFIELD, TX 76063

12/29/23 ADDENDUM #1

PERMIT SET

Drawing Title:

PARTIAL FLOOR -
POWER & DATA PLAN

Project No.

2307

Date:

1/12/2024

Sheet No.

E3.1